


One jumped
into the pool
Where it was
nice and cool




Now there
are _____
freckled frogs!

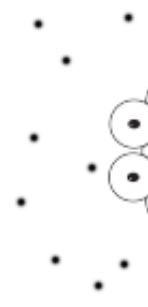


5 4 3 2 1


Graphic Credit:
Scrapin' Doodles
www.printableprek.com



Five
Little
Freckled
Frogs



Eating some
nice, delicious
bugs!



Sitting upon
a log

5 4 3 2 1



Five little
freckled frogs

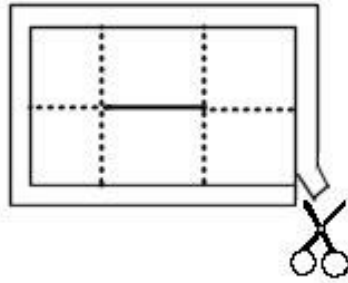
My name is

.....

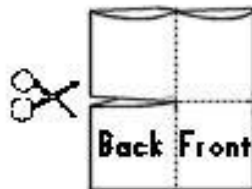
This is my songbook.
Won't you
sing my song
with me?

Directions for Cutting and Folding of the Mini Book From Printable Pre-K

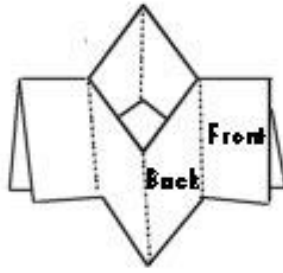
Trim around the margins of the book.



Have each student write their name under “My Name is”. Fold the book in the dotted line in the middle. The solid line should be in horizontal. Cut on the solid line **ONLY**.



Open up the mini book and now fold along the dotted/solid line in the center. Pull out the cut area so it takes the shape of a diamond.



Push the sides of the diamond together and fold on all dotted lines.

