

Bulletin Board

We Love...

from Printable Pre-K

www.printableprek.com



Assembly Directions:

Make a bulletin board to reflect your favorite books or current unit. This versatile idea could work for any subject area using your latest craft or worksheet.


Border-There are top, bottom, left and right borders. Look at the direction of the hearts to determine what goes where.


Need letters? Go to <http://www.printableprek.com/bulletinboards.html> for a free set of printable letters!


Bulletin Board Cut-Outs are for classroom or personal use only. These graphics are copyrighted to Printable Pre-K and all rights are reserved.


©Printable Pre-K 2007













Here is a collection of one year's bulletin boards for you to cut out and use in your classroom. Some months are as simple as displaying a student worksheet supplied in this book while others have many pages to cut and display. The lettering on the sample bulletin boards will be provided by you or you can find letter cutouts at www.printableprek.com/bulletinboards. Either way it is an economical and easy way to make your classroom look great!

TABLE OF CONTENTS

August	"We Can Count"-Display a student worksheet along with printable number borders
September	"Apple Stars"-Use student pictures or have students glue apple seeds on cut-out apple. Apple borders included.
October	"We are Batty Over Numbers"-Easy cut out-bats and numbers.
November	Welcome to Our Thanksgiving Feast-Cute Turkey to display a sign up sheet for a Thanksgiving Banquet.
December	"What Color is Rudolph's Nose?"-Display a Rudolph face and change the color of his nose daily.
January	"Can You Match the Mittens?"-A set of mittens for each number randomly displayed on the bulletin board so students can match and count.
February	Display a dog with a string of hearts spelling out love. Many, many extra hearts to display in the classroom.
March	"March Weather"-Display "Lion and Lamb" student worksheet. Cloud borders included.
April	"Name the Color"-Match the Easter Bunny's eggs. Student worksheet and Easter grass borders.
May	"If Mother's Were Flowers-I'd Pick You"-Put mothers' pictures in flower picture frames.

Go There Now!